

Tuesday 21th September

Science WALT: identify organs in the digestive system.

WILE:G TL: 1

FIND AND FIX

There are mistakes in each of the boxes. Can you find them and fix them?

There are 10 incisors in total in an adult human mouth.

8

Canines are for cutting and biting.

Incisors

Molars are small and flat.

big

Pre molars are for ripping and tearing.

Canines

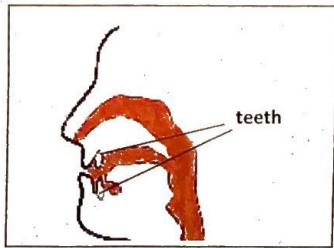
Enamel is the soft, whitish material on the outside of your teeth.

hard

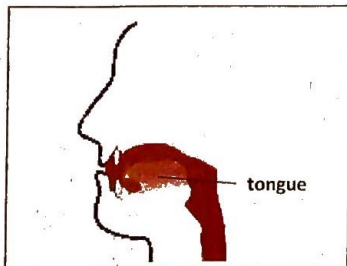
You should drink plenty of cola as it is good for your teeth.

Water

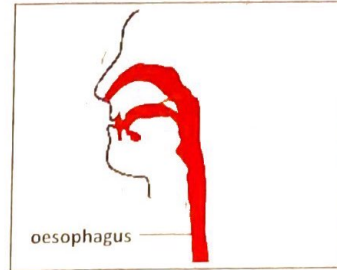
Shouldn't.



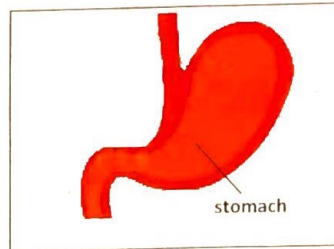
Teeth grinds up the food making it small enough to swallow and comes out looking like down the oesophagus.



The tongue is a helping hand to the teeth. It moves food from the mouth towards the oesophagus.



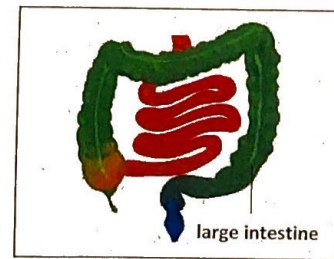
The oesophagus is about 25cm long and carries food from the mouth to the stomach.



Your stomach breaks down food using acid from its lining.



The ileum absorbs nutrients from the food.



The Colon absorbs the water from undigested food and makes faeces (also known as poo).

Liver: The liver creates bile. Liver is a large organ which breaks down fat. The liver is stored in the gall bladder where the pancreas makes enzymes. (G) WILEY (TP) (C)